



Innovative, Christian, Age-in-Place Care

RESIDENT VIDEO COMMUNICATION

The COVID-19 Pandemic has required us to make the decision to restrict visitation at all our campuses. This does not mean that you will not be able to communicate with your loved ones. We have made iPads available at all our sites to allow you the ability to video conference using the ZOOM app.

We have chosen the Zoom app due to its flexibility to work on multiple platforms. This application will work on iPhones, iPads, Androids and Microsoft devices.

In order to schedule a Zoom session please call the site numbers listed below and we will do our best to get a session scheduled at the time you request. Please note that caring for our residents is our number one priority and we believe that keeping you in touch with your loved ones is of utmost importance at this time.

This service will be available weekdays from 8 am – 4 pm.

Below are the site contact numbers:


Kensington Village - Dan Bisson – 780-732-5650
Millwoods Care Centre - Kendra Bacso – 780-461-3756
Vanguard - Kaitlyn Edwards – 780-378-3302
Eden - Christine Pompei – 780-786-3336 Ext 5471
BarrHead – Reception – 780-674-4249
GreenField - Reception- 780-430-3613

What do you need to do?

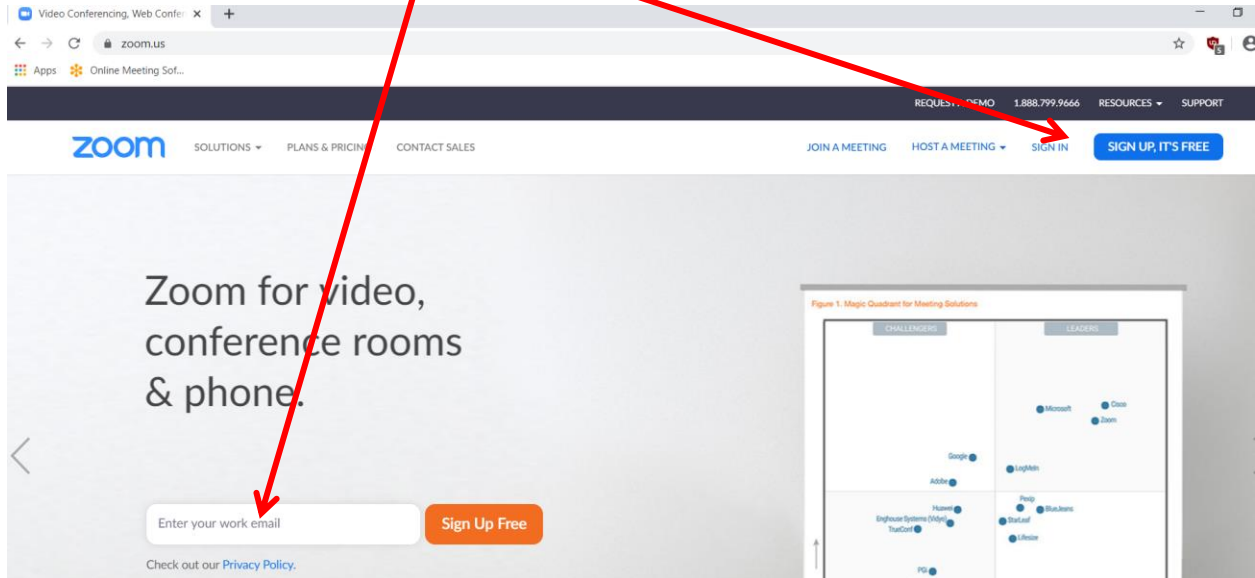
- 1) You will need to sign up for a Zoom account
- 2) Schedule (Host) a meeting
- 3) Provide our staff with the meeting number (9 digits) and password (6 digits)

How do I signup for Zoom?

Step 1) In your browser go to



Step 2) Sign Up , two ways. Here or here



Sign Up Free

Your work email address

Zoom is protected by reCAPTCHA and the Privacy Policy and Terms of Service apply.

Sign Up

By signing up, I agree to the Privacy Policy and Terms of Service.

or

Sign in with Google

Sign in with Facebook

After entering you email address, click on sign Up and then you will have to setup a password. When you save you will get the following screen



We've sent an email to [REDACTED]
Click the confirmation link in that email to begin using Zoom.

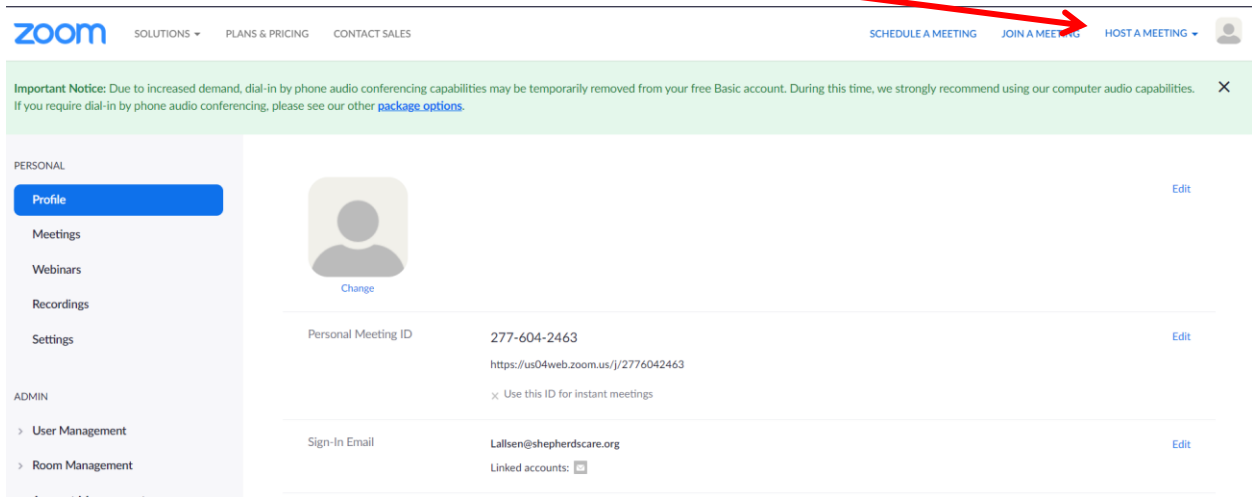
if you did not receive the email,

[Resend another email](#)

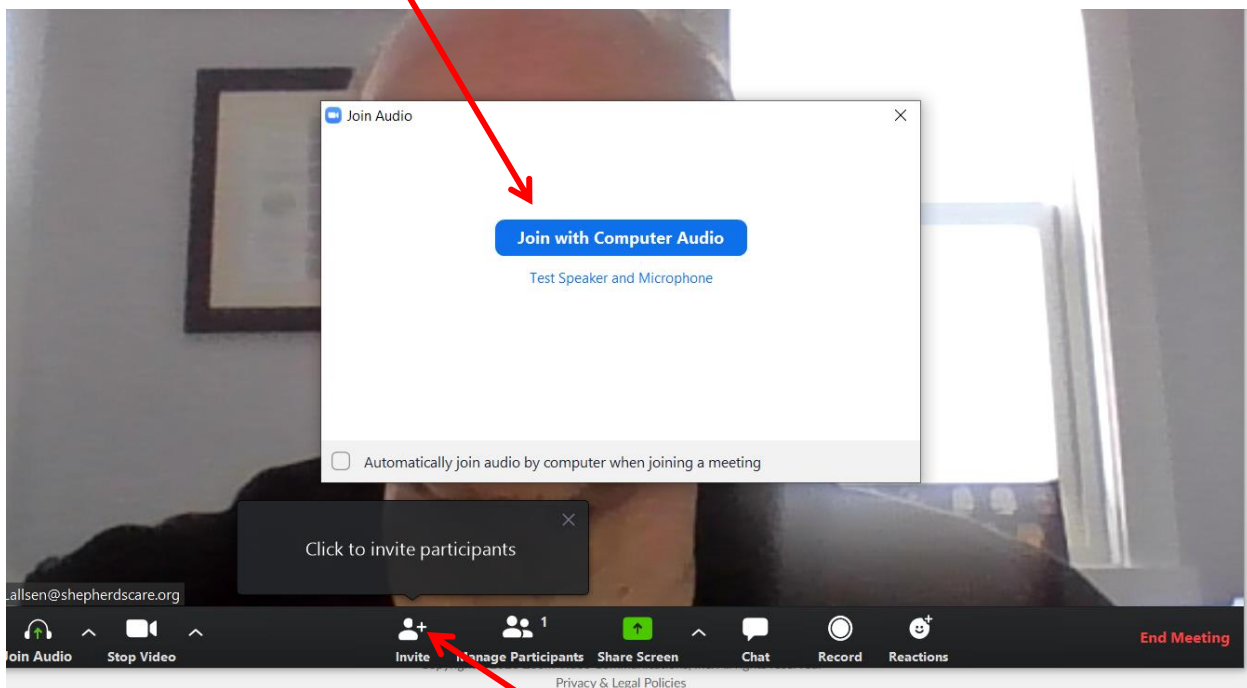
Check your emails and click on the Activate button on the email that was sent to you email address

You can now begin using ZOOM

To begin a meeting in Zoom go to Host a Meeting

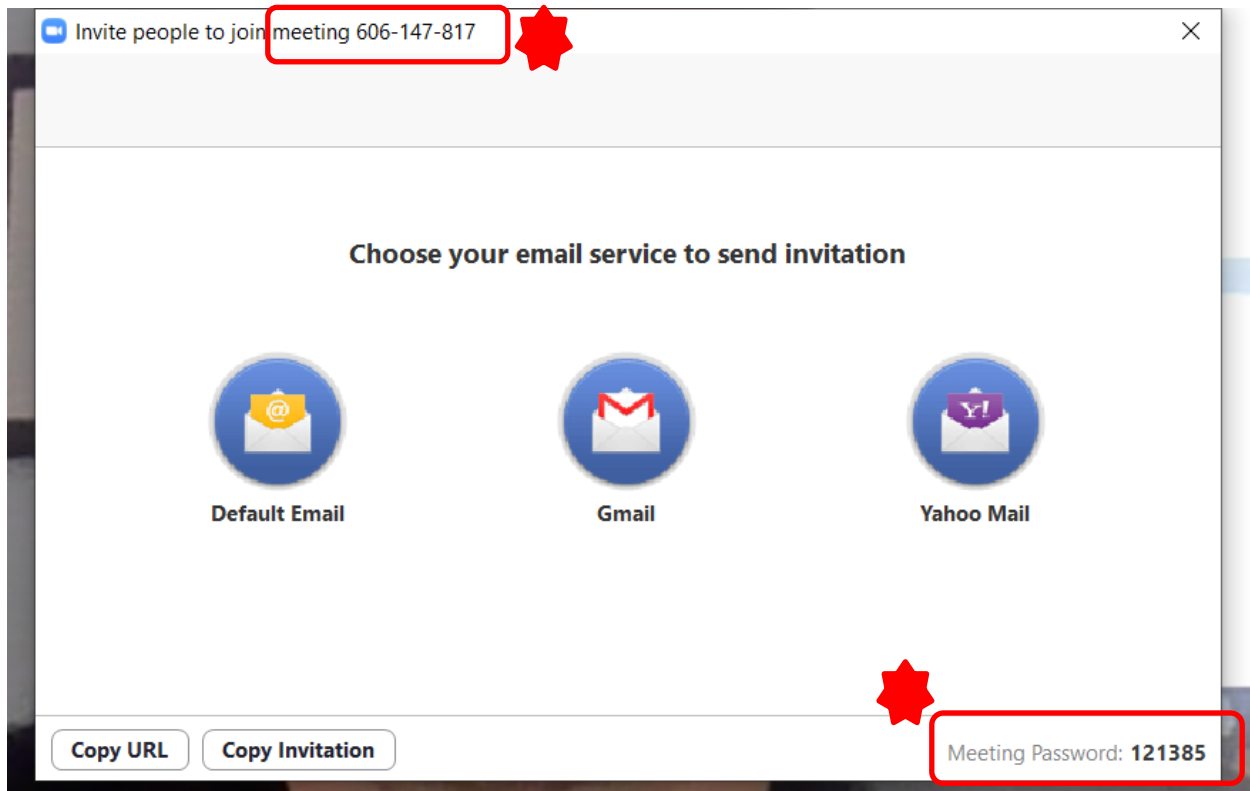


You will then want to click on the



The next step is to invite someone to the meeting

When you click on the invite icon you will get the next screen, this is where you will get the meeting number and password. At this point these are the numbers you need to provide out staff, you do not have to send an invite you can just close the screen.



You should now be able to see you loved one.

Enjoy your time together

If you have any questions you can email l.allsen@shepherdscares.org